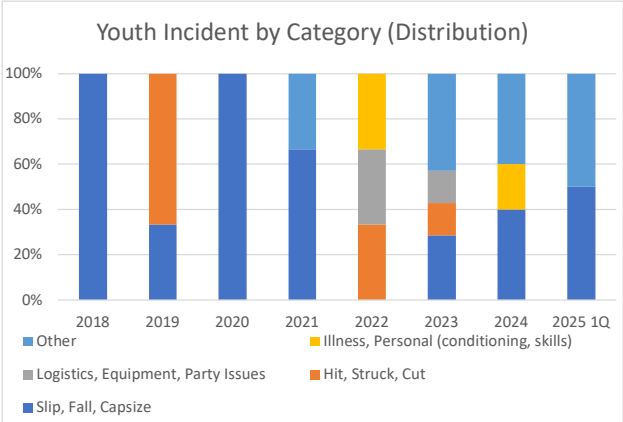
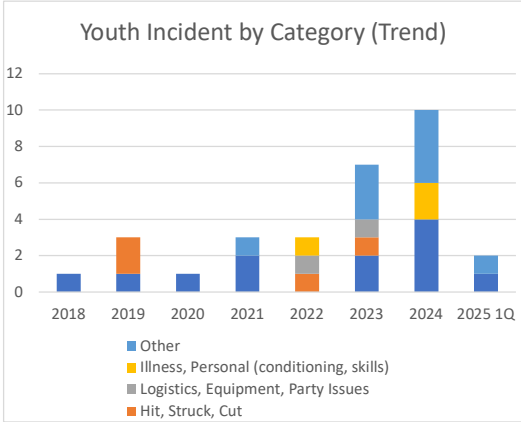


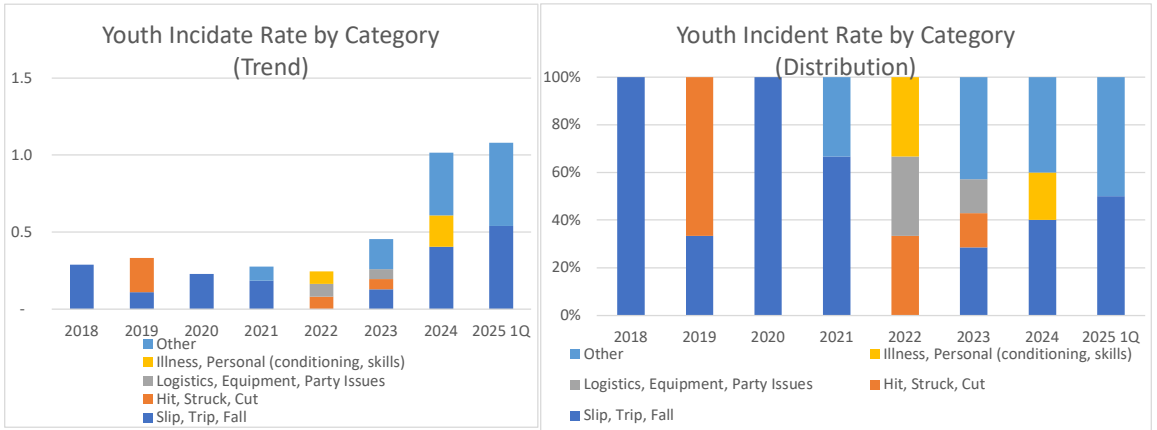
Youth Incidents by Category

	2018	2019	2020	2021	2022	2023	2024	2025 1Q
Slip, Fall, Capsize	1	1	1	2	0	2	4	1
Hit, Struck, Cut	0	2	0	0	1	1	0	0
Logistics, Equipment, Party Issues	0	0	0	0	1	1	0	0
Illness, Personal (conditioning, skills)	0	0	0	0	1	0	2	0
Other	0	0	0	1	0	3	4	1
Total	1	3	1	3	3	7	10	2
Slip, Trip, Fall %	100%	33%	100%	67%	0%	29%	40%	50%
Hit, Struck, Cut %	0%	67%	0%	0%	33%	14%	0%	0%
Logistics, Equipment, Party Issues %	0%	0%	0%	0%	33%	14%	0%	0%
Illness, Personal (condition, skills) %	0%	0%	0%	0%	33%	0%	20%	0%
Other	0%	0%	0%	33%	0%	43%	40%	50%



Youth Incident Rate by Category

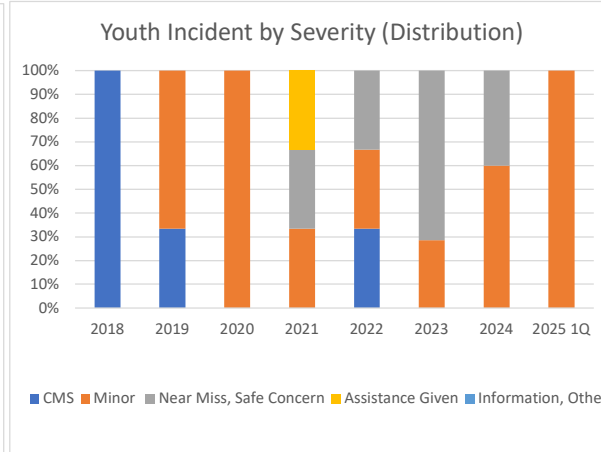
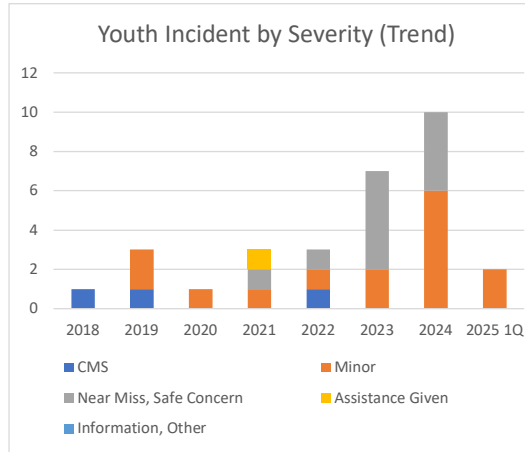
	2018	2019	2020	2021	2022	2023	2024	2025 1Q
Slip, Trip, Fall	0.3	0.1	0.2	0.2	-	0.1	0.4	0.5
Hit, Struck, Cut	-	0.2	-	-	0.1	0.1	-	-
Logistics, Equipment, Party Issues	-	-	-	-	0.1	0.1	-	-
Illness, Personal (conditioning, skills)	-	-	-	-	0.1	-	0.2	-
Other	-	-	-	0.1	-	0.2	0.4	0.5
Total	0.3	0.3	0.2	0.3	0.2	0.5	1.0	1.1
Slip, Trip, Fall	100%	33%	100%	67%	0%	29%	40%	50%
Hit, Struck, Cut	0%	67%	0%	0%	33%	14%	0%	0%
Logistics, Equipment, Party Issues	0%	0%	0%	0%	33%	14%	0%	0%
Illness, Personal (conditioning, skills)	0%	0%	0%	0%	33%	0%	20%	0%
Other	0%	0%	0%	33%	0%	43%	40%	50%



Through 1Q 2025

Youth Incident by Severity	2018	2019	2020	2021	2022	2023	2024	2025 1Q
CMS	1	1	0	0	1	0	0	0
Minor	0	2	1	1	1	2	6	2
Near Miss, Safe Concern	0	0	0	1	1	5	4	0
Assistance Given	0	0	0	1	0	0	0	0
Information, Other	0	0	0	0	0	0	0	0
Total	1	3	1	3	3	7	10	2

CMS %	100%	33%	0%	0%	33%	0%	0%	0%
Minor %	0%	67%	100%	33%	33%	29%	60%	100%
Near Miss, Safe Concern %	0%	0%	0%	33%	33%	71%	40%	0%
Assistance Given %	0%	0%	0%	33%	0%	0%	0%	0%
Information, Other %	0%	0%	0%	0%	0%	0%	0%	0%



Youth Incident Rates by Severity

Through 1Q 2025

	2018	2019	2020	2021	2022	2023	2024	2025 1Q
CMS	0.3	0.1	-	-	0.1	-	-	-
Minor	-	0.2	0.2	0.1	0.1	0.1	0.6	1.1
Near Miss, Safe Concern	-	-	-	0.1	0.1	0.3	0.4	-
Assistance Given	-	-	-	0.1	-	-	-	-
Information, Other	-	-	-	-	-	-	-	-
Total	0.3	0.3	0.2	0.3	0.2	0.5	1.0	1.1
CMS	100%	33%	0%	0%	33%	0%	0%	0%
Minor	0%	67%	100%	33%	33%	29%	60%	100%
Near Miss, Safe Concern	0%	0%	0%	33%	33%	71%	40%	0%
Assistance Given	0%	0%	0%	33%	0%	0%	0%	0%
Information, Other	0%	0%	0%	0%	0%	0%	0%	0%

